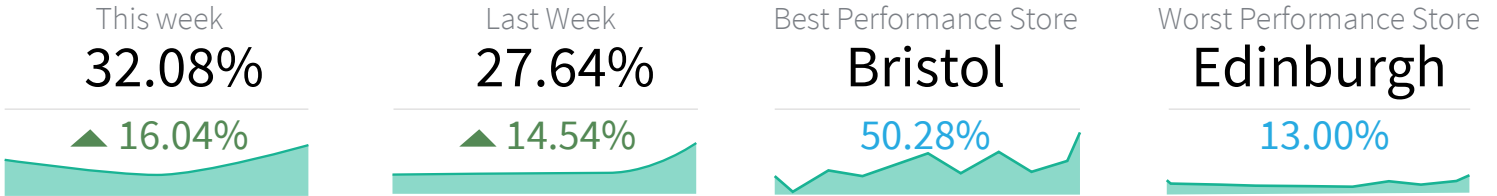


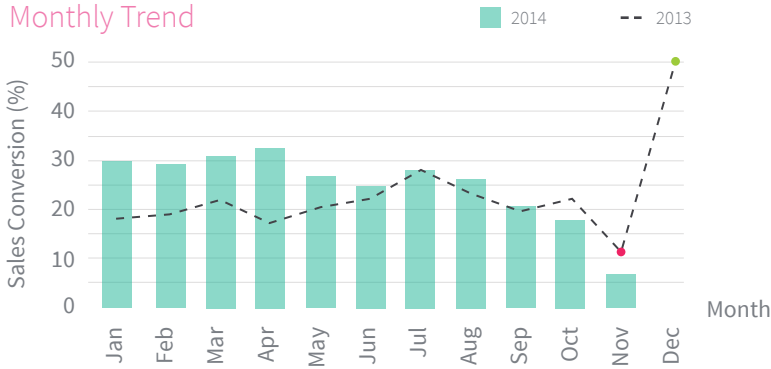
# COMPANY SALES CONVERSION REPORT

Report Period: 23/11/2014 - 29/11/2014 (Week 47)



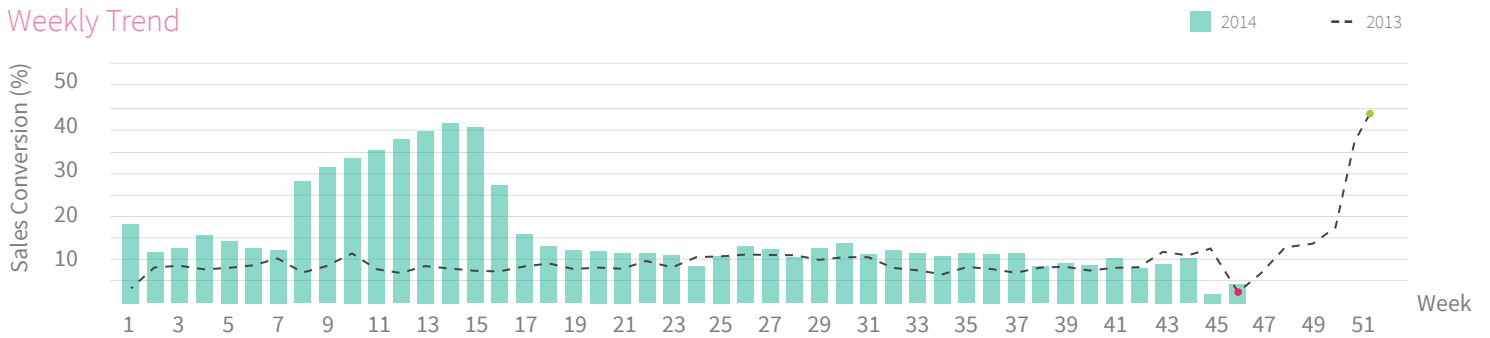
## SALES CONVERSION

### Monthly Trend

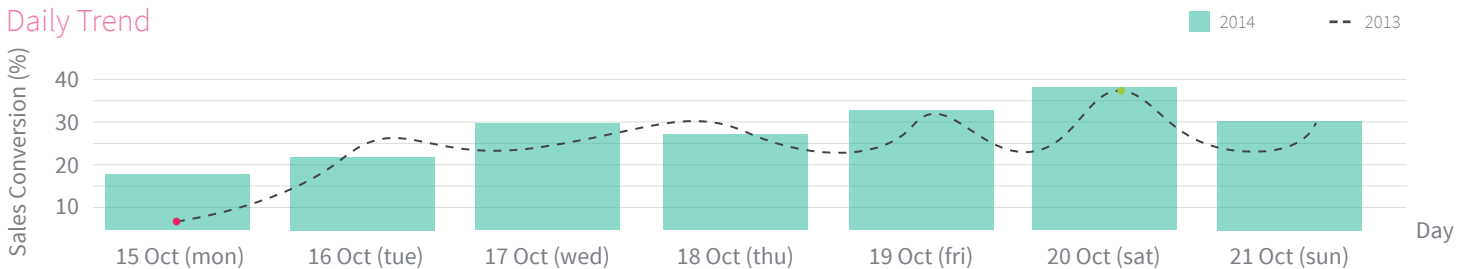


Week 17	This Year	Last Year	Changes
Monday	27%	23%	▲ 17%
Tuesday	29%	32%	▼ 10%
Wednesday	28%	26%	▲ 7%
Thursday	29%	27%	▲ 7%
Friday	30%	29%	▲ 3%
Saturday	40%	35%	▲ 14%
Sunday	41%	37%	▲ 10%
<b>Total</b>	<b>32%</b>	<b>29%</b>	<b>▲ 10%</b>

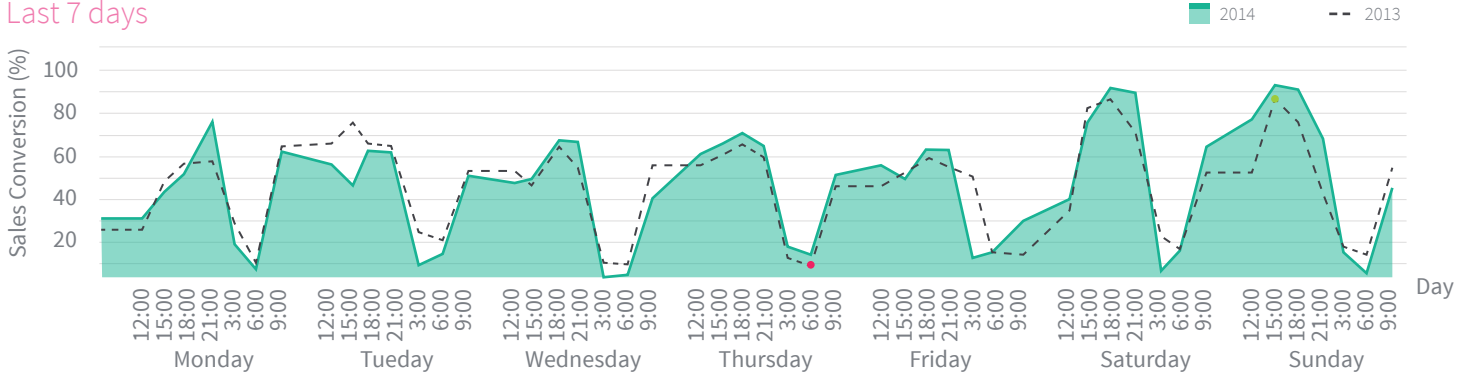
### Weekly Trend



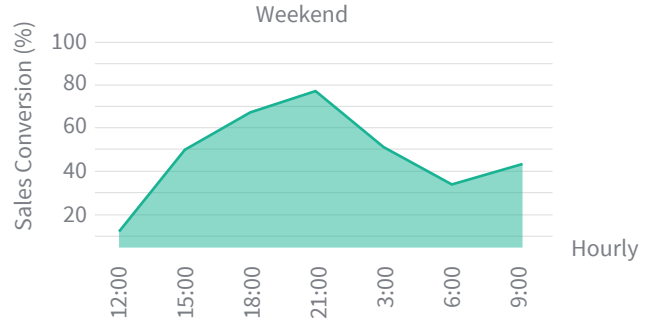
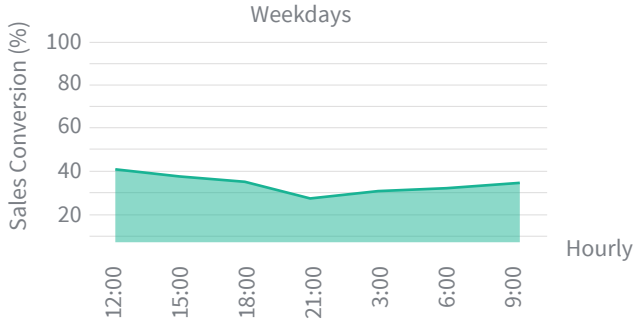
### Daily Trend



## Last 7 days



## Traffic Profile



# BRANCH STATISTICS

Rank	Branch	This Week	Changes from Last Week	Number of Transaction	Sales Amount	Trend
9	Beijing Shin Kong Men	31.52%	▲ 28.72%	2252	£ 7,425.45	
12	Beijing China World	26.76%	▲ 83.45%	1785	£ 7,036.65	
6	Beijing Peninsula	37.82%	▲ 39.11%	2532	£ 8,775.85	
1	Bristol	50.28%	▲ 37.14%	3489	£ 10,359.90	
3	Cannes	46.50%	▲ 55.50%	2896	£ 9,985.85	
7	Courchevel	35.71%	▲ 23.20%	2432	£ 7,669.45	
2	Courchevel Pop Up	48.63%	▲ 27.90%	3256	£ 10,225.30	
15	Cologne	24.53%	▲ 1.10%	1478	£ 6,122.55	
8	Chengdu Yanlord	31.85%	▲ 81.34%	2350	£ 7,599.80	
13	Dalian	25.87%	▼ 0.90%	1635	£ 6,599.00	
11	Deauville	27.41%	▲ 12.00%	1985	£ 7,255.50	
19	Edinburgh	13.00%	▲ 39.53%	1012	£ 5,233.50	
14	Forte Dei Marmi	25.10%	▲ 17.20%	1525	£ 6,223.35	
16	Hefei	24.34%	▼ 8.90%	1352	£ 5,988.50	
17	Jinan Guihe	20.82%	▲ 2.80%	1320	£ 5,966.65	
5	Kobe Kyoryuchi	42.14%	▲ 52.23%	2725	£ 8,995.40	
4	Landmark	46.39%	▲ 27.30%	2865	£ 9,954.90	
18	Las Vegas City Center	18.78%	▲ 0.70%	1222	£ 5,523.35	
10	Lille	31.48%	▲ 56.23%	2001	£ 7,365.95	